

VI. Bridge Rectifier

3.0A Glass Passivated Bridge Rectifier KBPM3005G~KBPM310G

(Package: KBPM)

<p><u>FEATURES</u></p> <ul style="list-style-type: none"> • Surge overload rating – 60 amperes peak • Ideal for printed circuit board • Plastic material has Underwriters Laboratory Flammability Classification 94V-0 • Mounting position: Any <p><u>MECHANICAL DATA</u></p> <ul style="list-style-type: none"> • Case : Molded plastic body • Polarity : Polarity symbols marked on case • Handling Precautions : None • Weight : 1.46 grams 	<p>Case: KBPM Dimensions in inches and (millimetres)</p>
--	--

Ratings & Electrical Characteristics

Characteristics	Symbol	KBPM 3005G	KBPM 301G	KBPM 302G	KBPM 304G	KBPM 306G	KBPM 308G	KBPM 310G	Units
Maximum recurrent peak reverse voltage	V_{RRM}	50	100	200	400	600	800	1000	Volts
Maximum RMS Bridge input voltage	V_{RMS}	35	70	140	280	420	560	700	Volts
Maximum DC blocking voltage	V_{DC}	50	100	200	400	600	800	1000	Volts
Maximum average forward rectified output current @ $T_a = 50$	I_o	3.0							Amps
Peak forward surge current, 8.3ms single half sine-wave superimposed on rated load	I_{FSM}	60.0							Amps
Maximum forward voltage drop per bridge element at 3.0A peak	V_F	1.1							Volts
Maximum reverse current at rated DC blocking voltage per element	I_R	10.0							μA
Maximum reverse current at rated DC blocking voltage per element $T_j = 100$	I_R	1.0							mA
Operating temperature range	T_j	-55 to +150							
Storage temperature range	T_{stg}	-55 to +150							

Ratings and Characteristic Curves of KBPM3005G~KBPM310G

FIG.1-FORWARD CURRENT DERATING CURVE

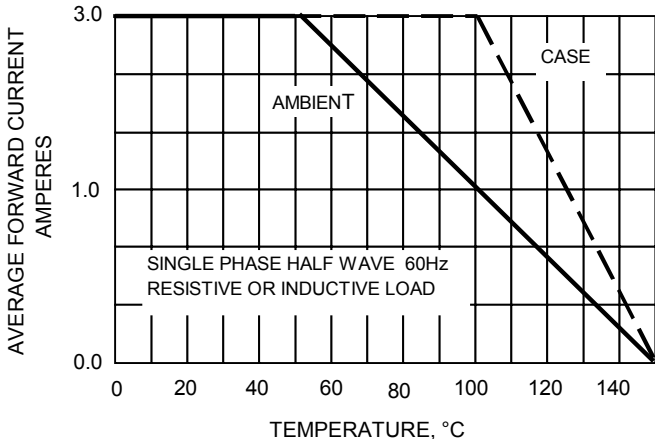


FIG.2-MAXIMUM NON-REPETITIVE SURGE CURRENT

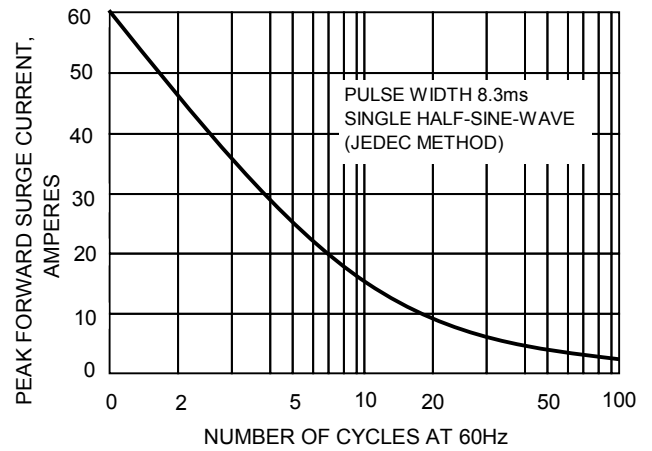


FIG.3-TYPICAL JUNCTION CAPACITANCE

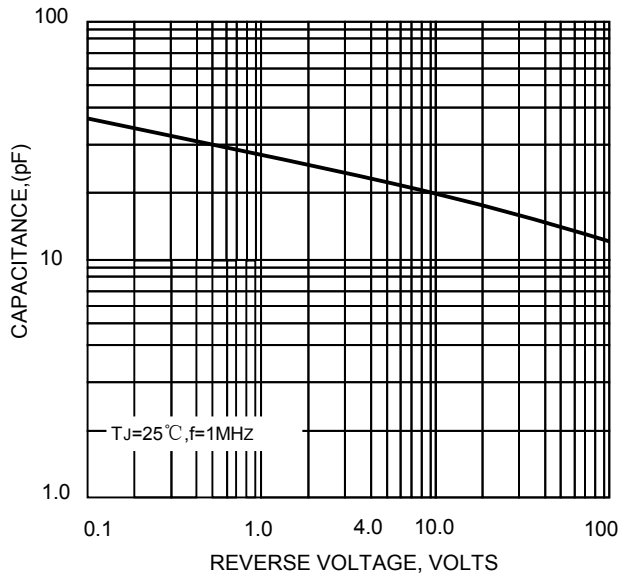


FIG.4-TYPICAL FORWARD CHARACTERISTICS

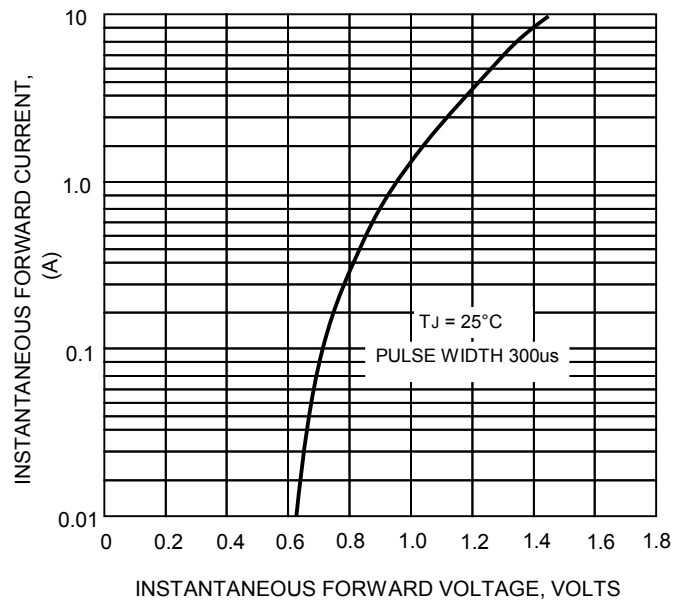


FIG.5-TYPICAL REVERSE CHARACTERISTICS

