

II. Schottky Rectifier

6.0A Surface Mount Schottky Rectifier SS62~SS620

(Package: SMC (DO-214AB))

<p>FEATURES</p> <ul style="list-style-type: none"> • The plastic package carries Underwriters Laboratory Flammability Classification 94V-0 • Metal silicon junction, majority carrier conduction • Built-in strain relief • Low forward voltage drop • Low power loss, high efficiency • High forward surge current capability • High temperature soldering guaranteed: 260°C / 10 seconds at terminals <p>MECHANICAL DATA</p> <ul style="list-style-type: none"> • Case : Molded plastic • Polarity : Color band denotes cathode • Weight : 0.220 grams 	<p>Case: SMC Dimensions in inches and (millimeters)</p>
--	---

Ratings & Electrical Characteristics

Characteristic	Symbol	SS	SS	SS	SS	SS	SS	SS	SS	SS	Units
		62	63	64	65	66	68	610	615	620	
Maximum repetitive peak reverse voltage	V_{RRM}	20	30	40	50	60	80	100	150	200	Volts
Maximum RMS voltage	V_{RMS}	14	21	28	35	42	56	70	105	140	Volts
Maximum DC blocking voltage	V_{DC}	20	30	40	50	60	80	100	150	200	Volts
Maximum average forward rectified current at $T_L = 75^\circ C$	I_o	6.0									Amps
Peak forward surge current 8.3ms single half sine-wave superimposed on rated load (JEDEC Method)	I_{FSM}	150									Amps
Maximum instantaneous forward voltage at 6.0A DC	V_F	0.55		0.75		0.85		0.90		Volts	
Maximum average reverse current $T_a = 25^\circ C$ at rated DC blocking voltage $T_a = 100^\circ C$	I_R	1.0									mA
		20									
Maximum thermal resistance (Note 2)	R_{th-JA}	75									$^\circ C/W$
	R_{th-JL}	20									
Operating junction temperature range	T_j	-50 to +125									$^\circ C$
Storage temperature range	T_{stg}	-55 to +150									$^\circ C$

Notes:

1. Pulse test with PW = 300 $\mu sec.$, 1% duty cycle.
2. Mounted on P.C. Board with 8 mm² (0.13mm thick) copper pad areas.

Ratings and Characteristic Curves of SS62~SS620

Fig.1 - FORWARD CURRENT DERATING CURVE

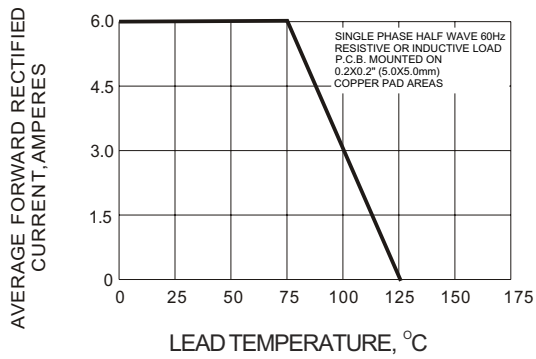


Fig.2 - MAXIMUM NON-REPETITIVE PEAK FORWARD SURGE CURRENT

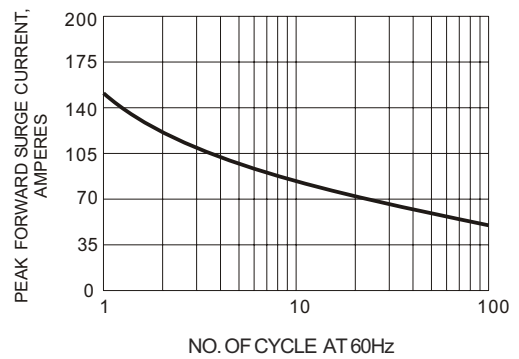


Fig.3- TYPICAL REVERSE CHARACTERISTIC

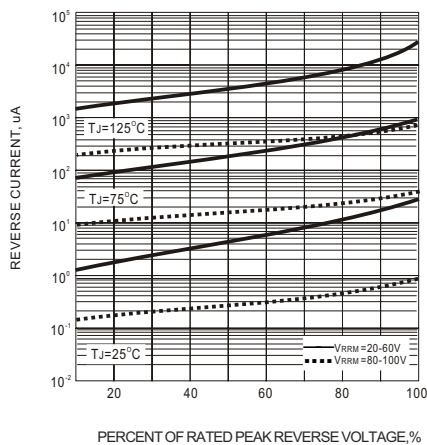


Fig.4- TYPICAL INSTANTANEOUS FORWARD CHARACTERISTIC

